

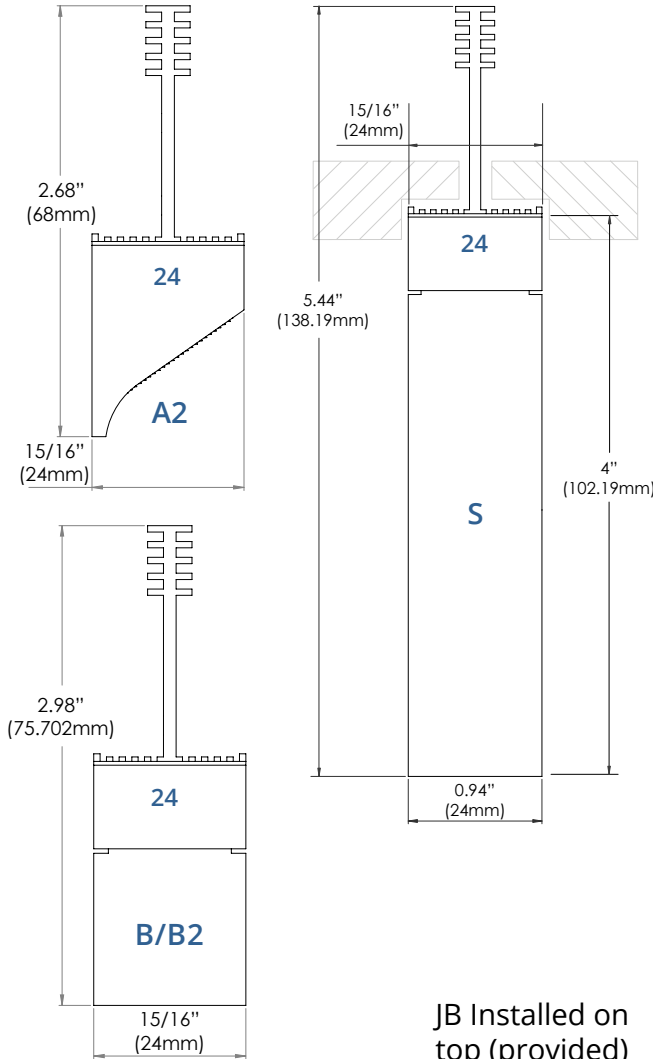
Product Name	Type of LED/K Color	Size	Grid Type*	Optic	Mounting Clips	Color	Options
TBRGB = T-BAR RGBW	MW = 3500K + RGB	2 = 2 ft 4 = 4 ft 4L = 4 ft L 6 = 60 cm 12 = 120 cm 12L = 120 cm L	24 = 15/16"	A2 = Asymmetric B = Block Clear Diffusing Lens B2 = Block Frosted Diffusing Lens S = Acrylic Signage	U = Universal A = Armstrong C = Custom	W = White C = Custom	IP65 = IP65 rated

www.jlc-tech.com/patents

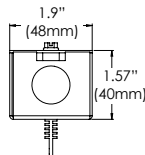
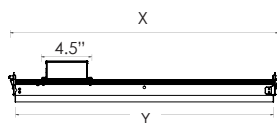
* For 9/16" grid option consult factory.

Profile Dimensions

(Compatible with Tegular and Lay-in tiles)



Length Dimensions



Size	Grid Type	X	Y
2 = 2ft	24 = 15/16"	24"	23"
4 = 4ft	24 = 15/16"	48"	47"
4L = 4ft L	24 = 15/16"	48"	24"

CRI = >82 L₈₀ > 60K hrs IP40

LIGHT OUTPUT:

- Asymmetric = 559lm per foot (white only)
- Block Clear Diffusing = 513lm per foot (white only)
- Block Frosted Diffusing = 552lm per foot (white only)

NOTES:

T-BAR RGBW modules can be parallel connected up to 6 linear feet max per power supply. Remote power supply includes JB compartment for AC input direct wiring with metal conduit. Max distance from power supply to controller is 30 feet with 18 AWG wire. Longer distance achievable if using higher gauge wire. Remote color controller must be installed in accordance with local electrical codes. IP65 optional rating available, (see page 19).

APPLICATIONS:

Executive, Medical, Health, Educational, Retail, Hotels, Airport, Hospitality and any open space areas that require a unique and decorative architectural lighting design effect.

MOUNTING:

Universal mounting brackets are for easy installation to standard 15/16" T-Bars of most manufacturers' ceiling suspension systems. Armstrong compatible mounting clips for installation with Armstrong Ceiling 15/16" Prelude® and Clean Room™ suspension systems. Compatible with Tegular and Lay-in tiles.

MATERIALS:

Anodized and painted aluminum extruded body, steel mounting clips, white PC end caps, high transmitting acrylic PMMA lens (asymmetric, block diffusing lens).

ELECTRIC:

High output LEDs consume 13W/ft, power supply consumption not included. Input voltage 24VDC. Junction box installed on fixture with 5 wires inside for connection to control system or another fixture, (max 6 linear feet of product).

CONTROLS:

Standard control options include EldoLED LINEAR drive 100D (DMX compatible), Casambi CBU-PWM4 (Bluetooth Mesh).

WARRANTY:

5 years

LISTINGS:

ETL/cETLus CE RoHS. Indoor use only. IC Rated.

