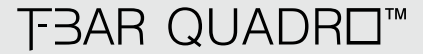


T-BAR QUADRO Block Diffusing Lenses | Order Specification Guide



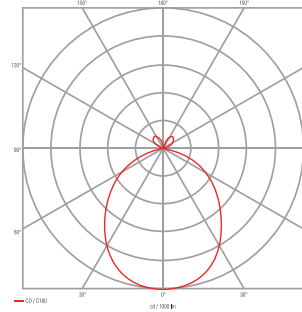
Product Name	Type of LED/K Color	Size	Grid Type	Optic	Mounting Clips	Color	Driver
<b>TBQD</b> = T-BAR QUADRO	<b>HW</b> = Warm White 3000K <b>MW</b> = Medium Warm 3500K <b>MN</b> = Medium Neutral 4000K <b>HN</b> = Neutral White 4500K	<b>2Q</b> = 2 x 2 ft <b>6Q</b> = 60 x 60 cm	<b>24</b> = 15/16" <b>15</b> = 9/16" <b>15B</b> = 9/16" Bolt Slot	<b>B</b> = Block Clear Diffusing Lens <b>B2</b> = Block Frosted Diffusing Lens	<b>U</b> = Universal <b>A</b> = Armstrong <b>C</b> = Custom	<b>W</b> = White <b>C</b> = Custom	<b>UNV</b> = Universal 120-277V <b>UNVEM</b> = Universal 120-277V with battery backup

www.jlc-tech.com/patents

CRI = >82      L<sub>80</sub> > 60K hrs      IP40

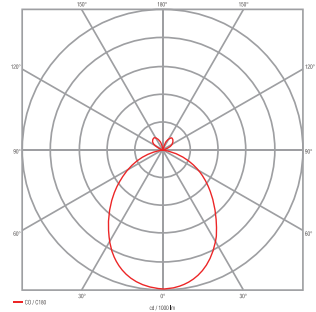
**LIGHT OUTPUT (Block Clear):**

**15/16" – 4512 lm  
72lm/W**



15/16" Block Clear Diffusing Lens

**9/16" – 3504 lm  
56lm/W**

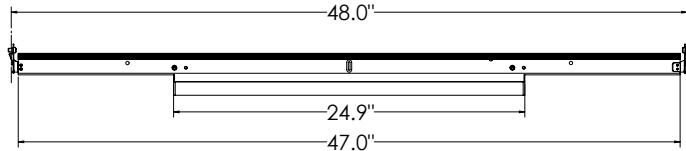
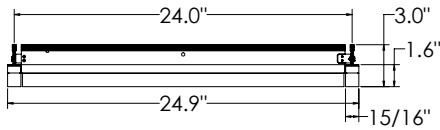


9/16" Block Clear Diffusing Lens

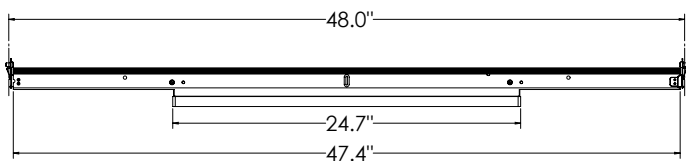
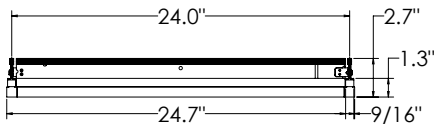


**Length Dimensions**

**24**



**15/15B**



**NOTES:**

T-BAR QUADRO kits are designed to provide a 2x2 square of light by replacing cross tees in a suspended ceiling. Kit includes Class 2 remote power supply with integrated JB compartment for 120 - 277V AC input direct wiring with metal conduit. Max distance from power supply to fixtures is 30 feet with 18 AWG wire. Longer distance achievable if using higher gauge wire. Please refer to the T-BAR LED power supply documentation for more detailed information. EM option includes remote driver pre-wired with battery backup. Refer to T-BAR LED EM Battery Kit documentation for more detailed information.

**APPLICATIONS:**

Executive, Medical, Health, Educational, Retail, Hotels, Airport, Hospitality and any open space areas that require a unique and elegant architectural lighting design.

**MOUNTING:**

Universal mounting brackets are for easy installation to standard 15/16" or 9/16" T-Bars of most manufacturers' ceiling suspension systems. Armstrong compatible mounting clips for installation with Armstrong Ceiling 15/16" Prelude® and Clean Room™, 9/16" Suprafine®, Silhouette®, Sonata® and Interlude® suspension systems.

**MATERIALS:**

Anodized and painted aluminum extruded body, steel mounting clips, white PC end caps, high transmitting acrylic PMMA lens.

**ELECTRIC:**

120-277VAC input remote power supply included. High output LEDs consume 64W per kit (power supply consumption not included). Class 2 plenum rated cables at each end of fixture equipped with quick connectors for connection to 24VDC power supply output and to allow the kit to be easily connected together. Use solid copper wire or wire ferrules to fit into quick connectors.

**WARRANTY:**

5 years

**LISTINGS:**

ETL/cETLus CE RoHS. Indoor use only.

\*For remote power supply dimension, refer to our standard T-BAR LED 96W driver specification sheet.

