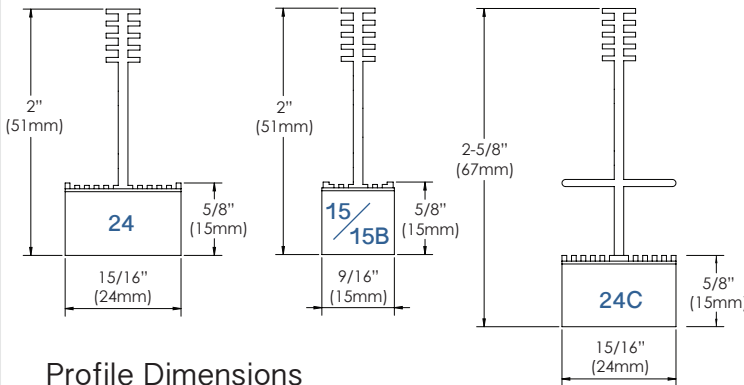


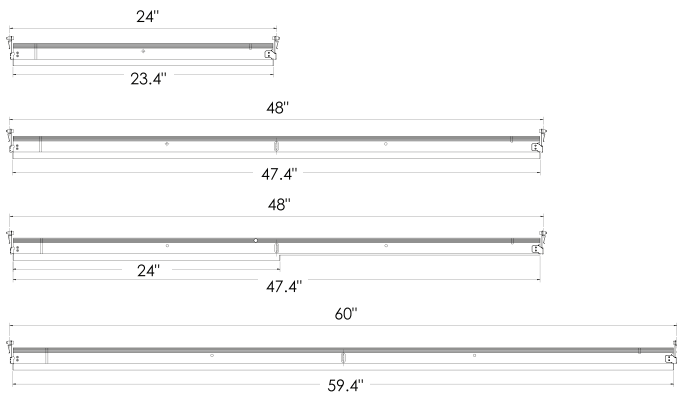
T-BAR LED - Order Specification Guide



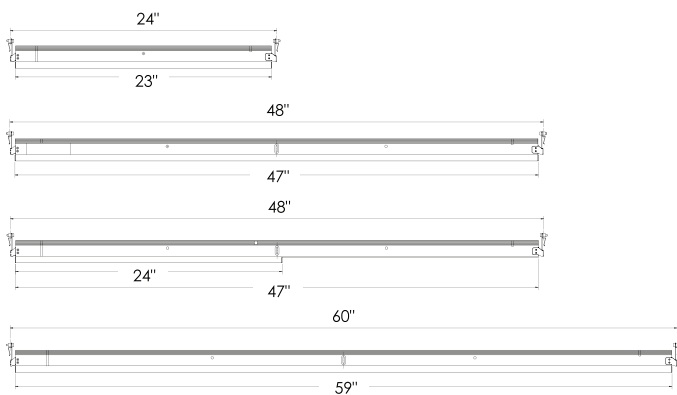
Product Name	Type of LED/K Color	Size	Grid Type	Optic	Mounting Clips	Color
TBSL = T-BAR LED	HW = Warm White 3000K MW = Medium Warm 3500K MN = Medium Neutral 4000K HN = Neutral White 4500K	2 = 2 ft 4 = 4 ft 5 = 5 ft 4L = 4 ft L 6 = 60 cm 12 = 120 cm 12L = 120 cm L	24 = 15/16" 15 = 9/16" 15B = 9/16" Bolt Slot 24C = 15/16" Concealed Grid	D = Diffusing Lens C = Cut-Off Reflector* A2 = Asymmetric B = Block Clear Diffusing Lens B2 = Block Frosted Diffusing Lens S = Acrylic Signage	U = Universal A = Armstrong C = Custom	W = White C = Custom



Profile Dimensions



9/16" Length Sizes



15/16" Length Sizes

CRI = >82

**NOTES:**

T-BAR LED modules can be parallel connected up to 12 linear feet max per power supply.

Remote power supply includes JB compartment for AC input direct wiring with metal conduit. Max distance from power supply to fixtures is 30 feet with 18 AWG wire. Longer distance achievable if using higher gauge wire.

\*Cut-off Reflector available in 15/16" models only.

**APPLICATIONS:**

Executive, Medical, Health, Educational, Retail, Hotels, Airport, Hospitality and any open space areas that require a unique and elegant architectural lighting design.

**MOUNTING:**

Universal mounting brackets are for easy installation to standard 15/16" or 9/16" T-Bars of most manufacturer ceiling suspension systems. Armstrong compatible mounting clips for installation with Armstrong Ceiling 15/16" Prelude® and Clean Room™, 9/16" Suprafine®, Silhouette®, Sonata®, Interlude®, and DC FlexZone™ suspension systems.

**MATERIALS:**

Anodized and painted aluminum extrusion body, steel mounting clips, white PC end caps, high transmitting acrylic PMMA lens (diffusing, asymmetric, block diffusing lens), or high reflectance 98% aluminum coated PC reflectors on each LED for a dark light effect.

**ELECTRIC:**

High output LED consume 16W total (2 foot) or 32W total (4 foot). Power supply consumption not included. Input voltage 24VDC. Class II plenum rated cables at each end equipped with quick connectors to allow multiple modules to be easily connected together (max 12 linear feet of product). Use solid copper wire or wire ferrules to fit into quick connectors.

**LIGHT OUTPUT:**

**Diffusing** = 1118lm (15/16" 2 foot) and 766lm (9/16" 2 foot) or 2236lm (15/16" 4 foot) and 1532lm (9/16" 4 foot).

**Cut-Off Reflector** = 1133lm (15/16" 2 foot) or 2266lm (15/16" 4 foot).

**Asymmetric** = 1118 (15/16" 2 foot) and 875 (9/16" 2 foot) or 2237 (15/16" 4 foot) and 1750 (9/16" 4 foot).

**Block Clear Diffusing** = 1026lm (15/16" 2 foot) and 830lm (9/16" 2 foot) or 2052lm (15/16" 4 foot) and 1660lm (9/16" 4 foot).

**Block Frosted Diffusing** = 1104 (15/16" 2 foot) and 931 (9/16" 2 foot) or 2209 (15/16" 4 foot) and 1862 (9/16" foot).

**WARRANTY:**

5 years

**LISTINGS:**

ETL/cETLus CE RoHS Indoor use only.

